

Sunmeter PRO Bifacial

Sunmeter PRO Bifacial irradiance sensor is a combination of two Sunmeter PRO digital photovoltaic pyranometers (or silicon irradiance sensors) for calculating bifacial photovoltaic plant performance with a high degree of precision and reliability. Manufacturing and Calibrations are done following the **IEC 61215, IEC 60904-2; 60904-4; 60904-10 regulations.**

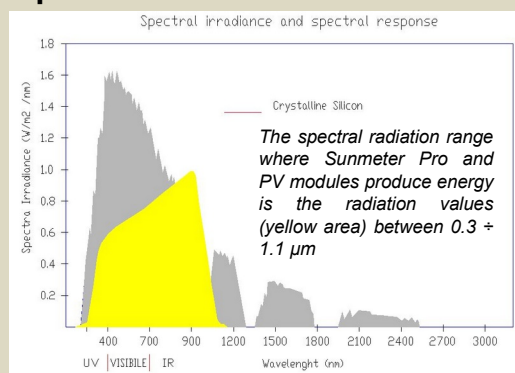
Measurement features

Sunmeter PRO Bifacial consists of two Sunmeters that have a **photovoltaic cell** which is laminated **with a high performance antireflective glass for photovoltaic modules and E.V.A.** The advantage of the high linearity and stability of our monocrystalline cells is added to the photovoltaic glass; **these two features together improve the accuracy of the actual value measurement for all possible solar inclinations;** the duration has also improved. Comparative observations lead us to affirm that the measurement uncertainty is better than $\pm 2\%$.

All Sunmeters are calibrated with our Primary Reference cell calibrated periodically by **ISFH Institute**, accredited by **Dakks**.

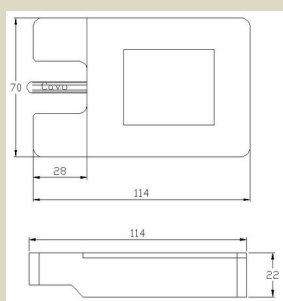
Thanks to its performances, Sunmeter Pro is used to realize accurate measurement of solar radiation of medium and large PV systems.

Spectrum of interest



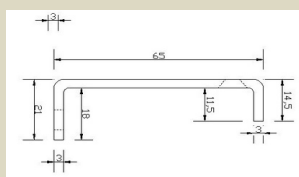
Calibration

Each SM PRO Bifacial is calibrated for comparison with our Silicon Reference Cell referenced by ISFH Institute, accredited by Dakks



Physical features

Silicon sensor laminated in glass, anodized aluminum housing, high durability, practical mounting bracket with screw clamp, UV-resistant cable.



Most common uses

It's used to calculate **PIR** (Performance Ratio) of medium-large PV systems.

SUNMETER PRO BIFACIAL SENSOR		
Product	Sunmeter PRO Bifacial	
Reference Standard	IEC 60904-2 IEC 60904-4 IEC 60904-10 IEC 61724-1	
Output	Digital and Analog	
Input Range	Irradiance	$0 \div 1500 \text{ W/m}^2$
	Spectral range	$0,3 \mu\text{m} \div 1,1 \mu\text{m}$
	Temperature	$-30 \div +90 \text{ }^\circ\text{C}$ (with external PT100)
Output	Digital	RS485, standard Modbus RTU protocol
	Analog	$0 \div 5 \text{ V}, 0 \div 10 \text{ V},$ $0 \div 20 \text{ mA}, 4 \div 20 \text{ mA}$
Output precision	Irradiance	$\pm 2 \%$ ⁽¹⁾
	Temperature	$\leq \pm 0.5 \text{ }^\circ\text{C}$
	Response Time	$< 100\text{ms}$
Sensor Type	Photovoltaic Pyranometer	
Supply	Ext. Current loop	$9 \div 30 \text{ Vdc}$ protected against reverse polarity, short circ.
Electronics non-linearity	$\pm 0,03\%$ of range	
Temperature drift. $-30 \div +90^\circ\text{C}$	$< \pm 0,2\%$ at 1000 W/m^2	
Overall measurement uncertainty	$\pm 2 \%$ @ 1000 W/m^2	
Uncertainty reference cell	$\pm 1,2\%$ (ISFH , accredited by Dakks)	
Encapsulant	Glass + E.V.A. + Poliester	
PV cell	monocrystalline silicon	
Cable	50cm UV-resistant cable with Male connector	
Connectors	Male M12 8 pin, IP67 (main) Female M8 3pin, IP67 (temp. probe)	
	Female M12 8 pin, IP67 for field installation	
Dimensions	114x70x44 mm without fixing bracket	
Weight	714 g	
IP code	IP 65	



Class A IEC 61724-1 compliant

(1): Note: recalibration advised after 18-24 months and then after 2 years.